

UNIT 1: GREETINGS

LESSON ONE

Good morning.
My name is
Almaz. What
is your name?



Good morning.
My name is
Abebe.

LESSON TWO




pencil



book




bag



desk

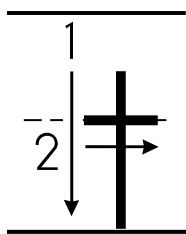
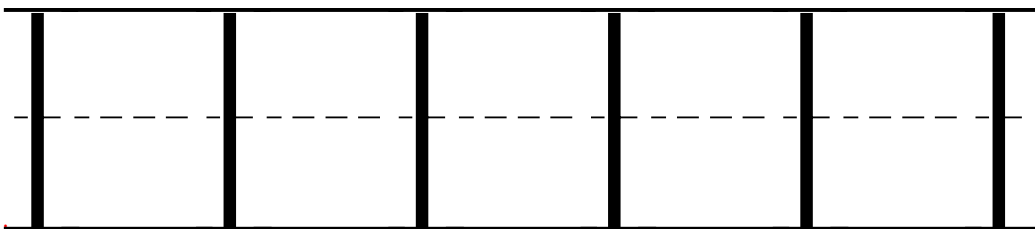


bench



chalkboard

LESSON FOUR



t	t	a	t	e	t	t	e	a	t	a	t
---	---	---	---	---	---	---	---	---	---	---	---

LESSON FIVE



window



door



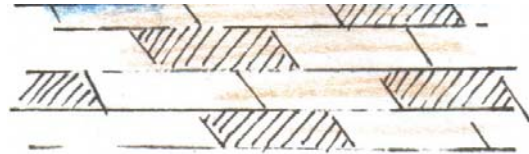
duster



paper

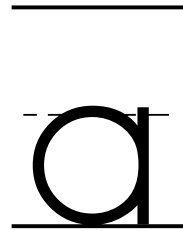
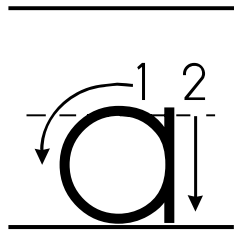


pen



floor

LESSON SIX

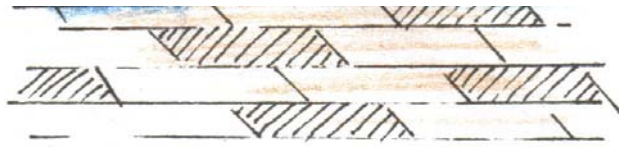


a a t t e t a e a t a t


LESSON SEVEN



table



floor



chalkboard



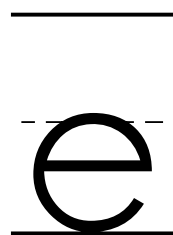
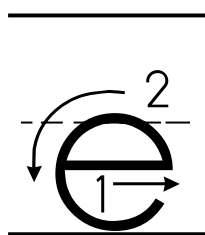
door



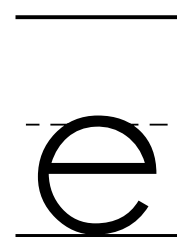


window

LESSON EIGHT

_____ // // // //



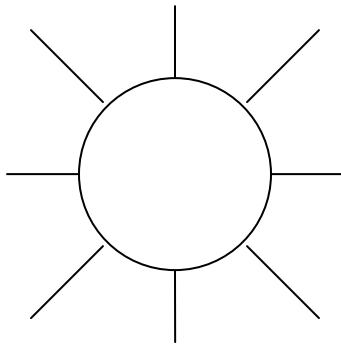

a	e	t	t	e	t	a	e	a	t	e	t
---	---	---	---	---	---	---	---	---	---	---	---



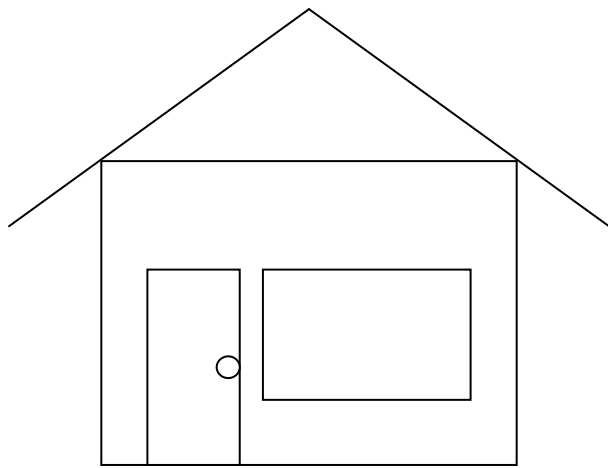

LESSON NINE

†	a	†	e
a	†	e	a
e	e	a	†



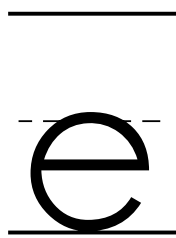
LESSON TEN



LESSON ELEVEN



LESSON TWELVE



UNIT 2: PARTS OF THE BODY

LESSON ONE



eye



ear



face



head



hair



mouth

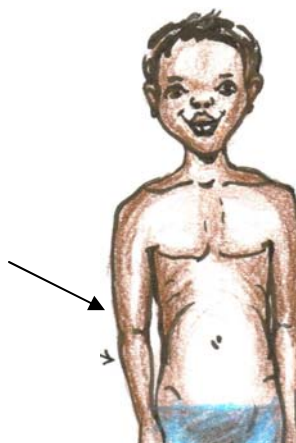
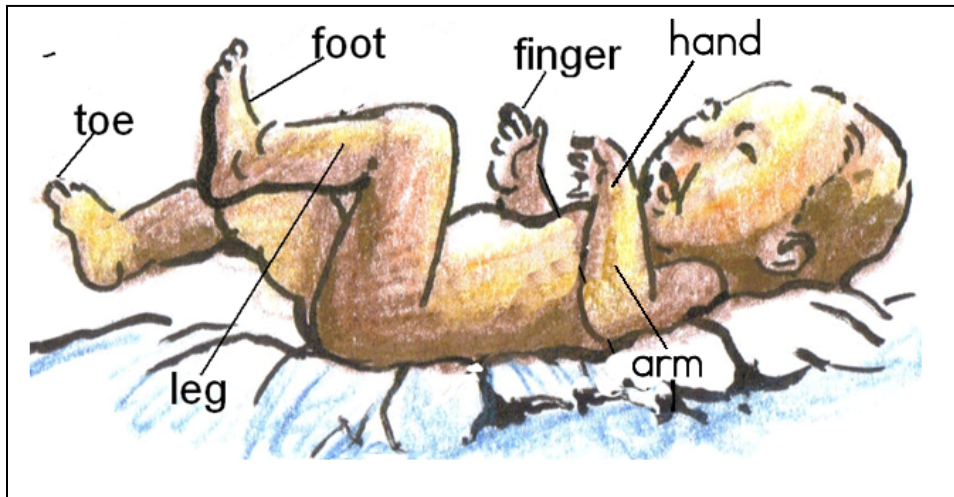


tooth



nose

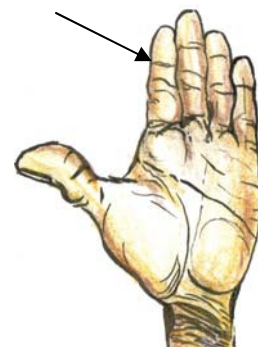
LESSON TWO



arm



hand



finger

LESSON THREE



eyes



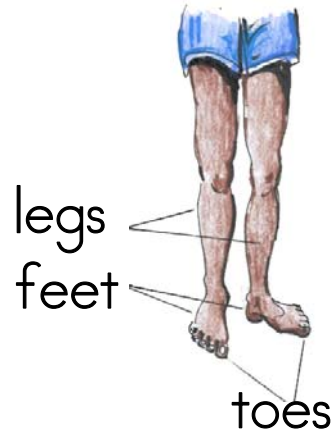
ears



teeth



arms
hands
fingers



legs
feet
toes

LESSON FOUR



head



shoulders

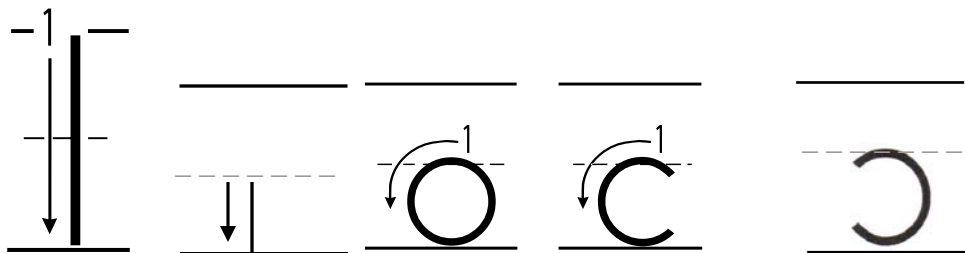


knees

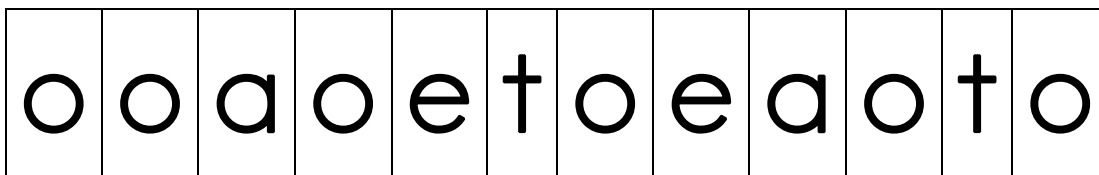


toes

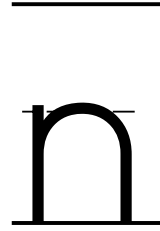
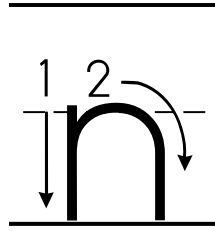
LESSON SEVEN



LESSON EIGHT

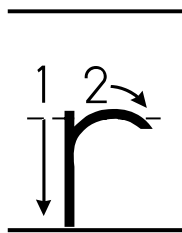


LESSON NINE



o	o	n	t	t	o	n	n	e	o	a	n
---	---	---	---	---	---	---	---	---	---	---	---

LESSON TEN



o	o	r	n	o	r	r	n	o	n	r	r
---	---	---	---	---	---	---	---	---	---	---	---

LESSON ELEVEN

o	o n r
n	n r o
r	r o n

UNIT 3: WHAT IS IT CALLED IN ENGLISH?

LESSON FOUR

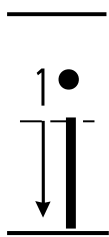


she



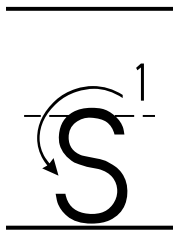
he

LESSON FIVE



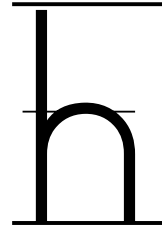
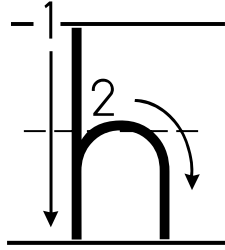
i	o	a	n	e	t	i	e	i	o	i	r
---	---	---	---	---	---	---	---	---	---	---	---

LESSON SIX



i	o	s	s	t	s	i	r	i	s	s	n
---	---	---	---	---	---	---	---	---	---	---	---

LESSON SEVEN



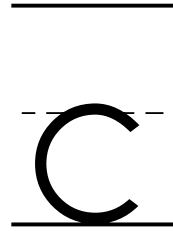
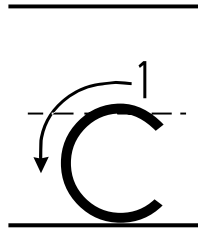
i	h	r	s	o	r	h	i	s	n	s	i
---	---	---	---	---	---	---	---	---	---	---	---

LESSON TEN

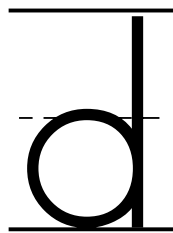
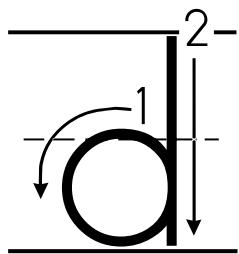
Oo	Oo	Oo
ooO	ooO	ooO
OOoo	OOoo	?

UNIT 4: COLOURS



LESSON TWO



e	c	a	n	c	t	c	c	i	o	c	r
---	---	---	---	---	---	---	---	---	---	---	---



d c a d e t i r d o n d



LESSON THREE



trousers



dress



sweater



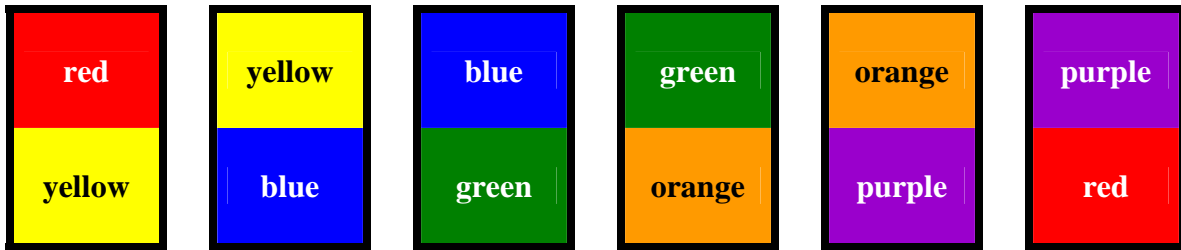
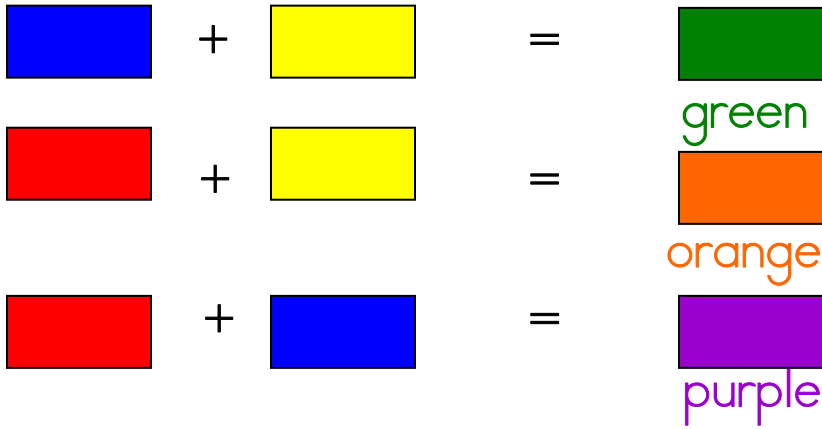
skirt

LESSON FOUR

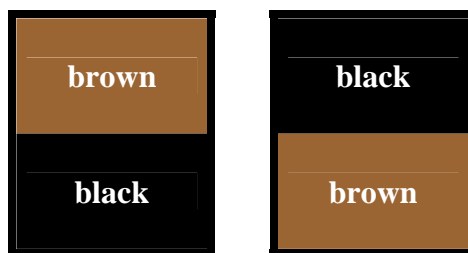


a	h	o	a
c	s	c	i
d	d	h	t
e	e	n	a
h	t	h	r
i	c	n	i
n	r	e	n
o	a	o	a
r	r	n	c
s	i	h	s
t	d	t	o

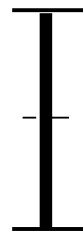
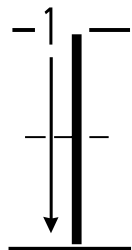
LESSON FIVE



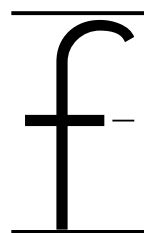
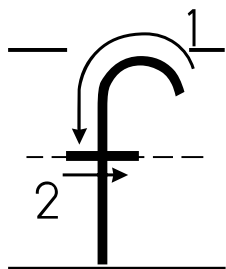
LESSON SEVEN



LESSON EIGHT



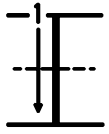



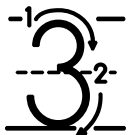

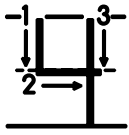



i	l	a	n	l	r	e	i	o	l	t
---	---	---	---	---	---	---	---	---	---	---







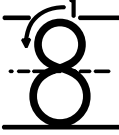

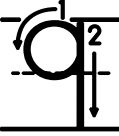

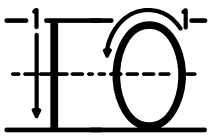

f	l	f	a	f	r	e	f	n	o	t	f
---	---	---	---	---	---	---	---	---	---	---	---

UNIT 5: COUNTING

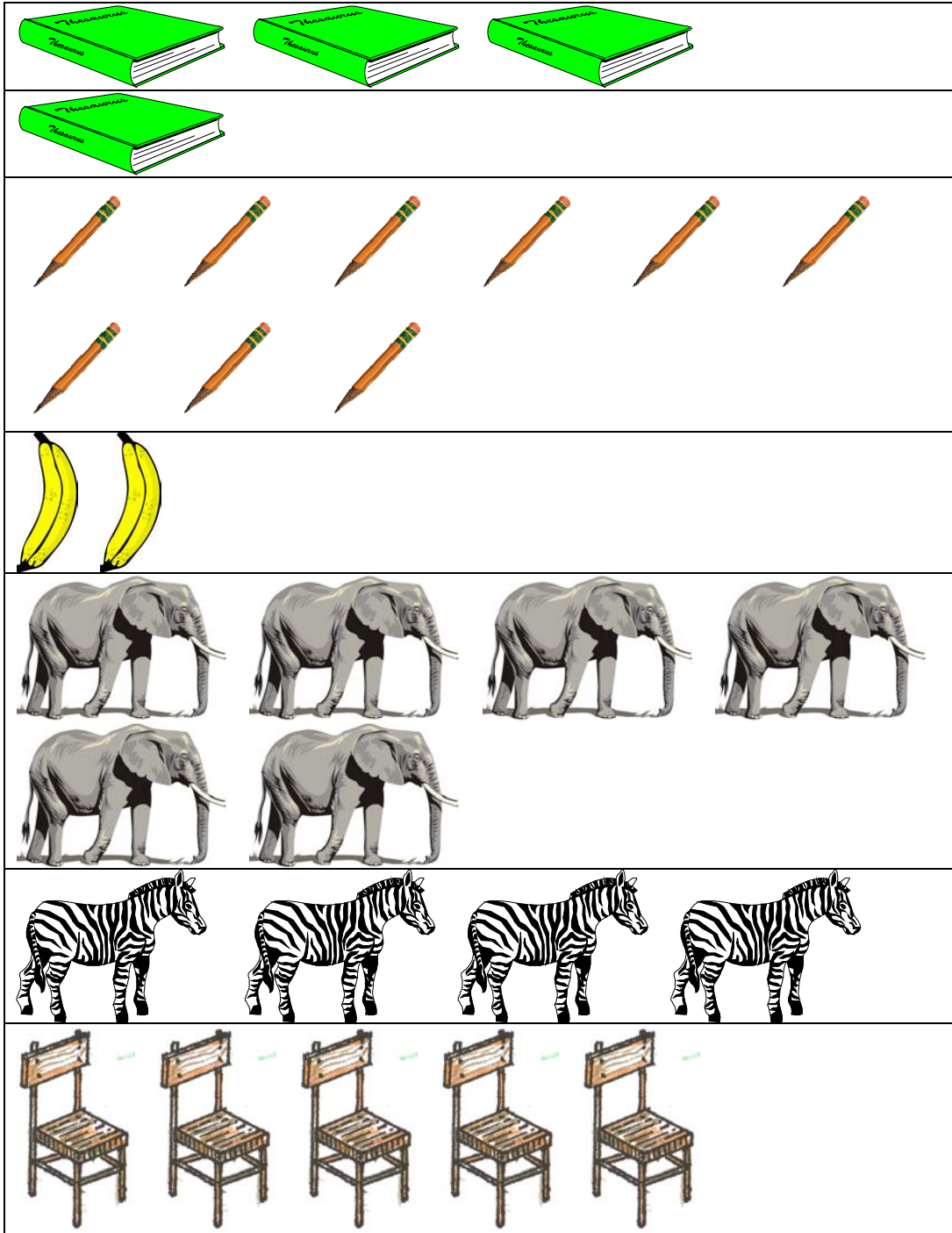
LESSON ONE



1 one	 one	
2 two	 two	
3 three	 three	
4 four	 four	
5 five	 five	

LESSON TWO

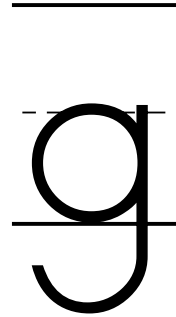
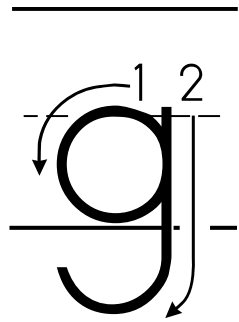
6 six	 six	
7 seven	 seven	
8 eight	 eight	
9 nine	 nine	
10 ten	 ten	

LESSON SIX




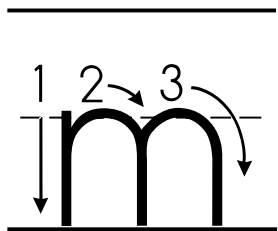


LESSON TEN


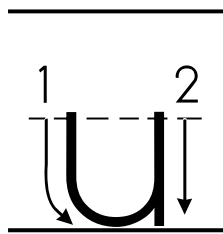


f	l	a	g	g	r	e	g	n	g	t	o
---	---	---	---	---	---	---	---	---	---	---	---

LESSON ELEVEN



f m a m r m g e n m t o



u m a u r o g e u u t u

LESSON TWELVE

e e	a a a a	t	o o
n n n n n	r r	i	s s s s s s s h h h
d	f f f	c c c	m
u u u u	g g g g g g g	a a a a	e e

UNIT 6: I HAVE A BOOK. WHAT DO YOU HAVE?

LESSON THREE




ball



car



rope



stones

LESSON FOUR

1.



2.



3.



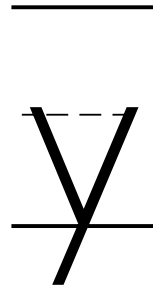
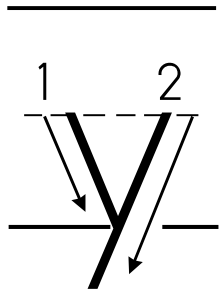
4.



5.

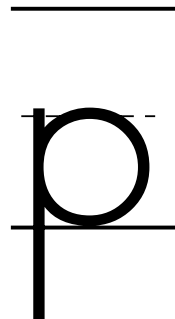
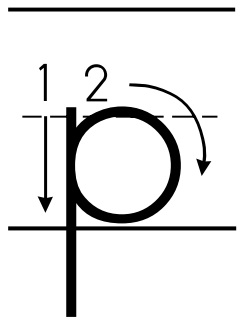


LESSON FIVE



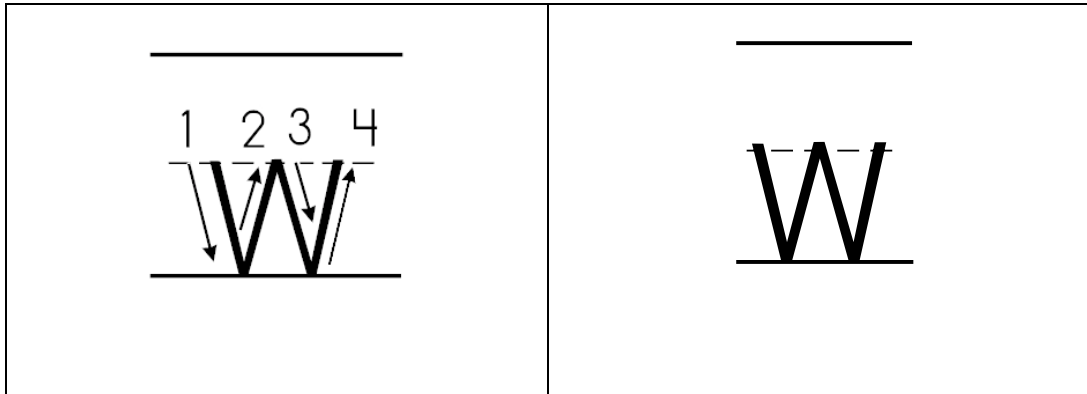
y	y	m	g	y	u	c	y	y	d	f	y
---	---	---	---	---	---	---	---	---	---	---	---

LESSON SIX



l p p l s p h p p s p h

LESSON SEVEN



w i p w n y w w n y w p

LESSON EIGHT

y	w	y	p
p	y	p	w
w	w	y	p

LESSON NINE

2	○ ○
4	○ ○ ○
6	○ ○ ○ ○ ○
8	○ ○ ○ ○ ○ ○ ○ ○
10	○ ○ ○ ○ ○ ○ ○ ○ ○ ○ ○
1	○
3	○ ○
5	○ ○ ○ ○ ○
7	○ ○ ○ ○ ○ ○ ○ ○ ○ ○
9	○ ○ ○ ○ ○ ○ ○ ○ ○ ○

LESSON ELEVEN

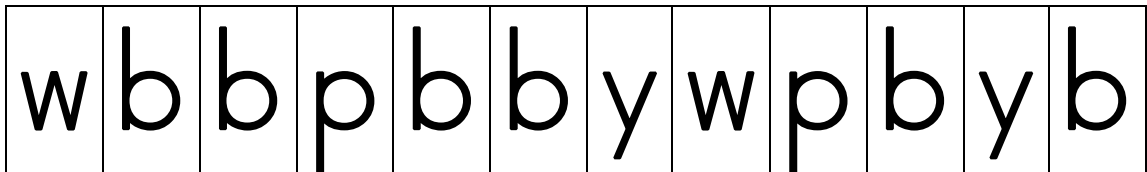
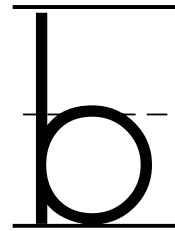
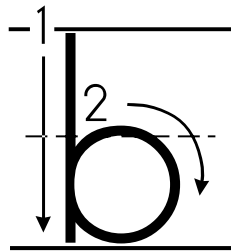


UNIT 7: MY FAMILY

LESSON ONE



LESSON THREE



LESSON FIVE

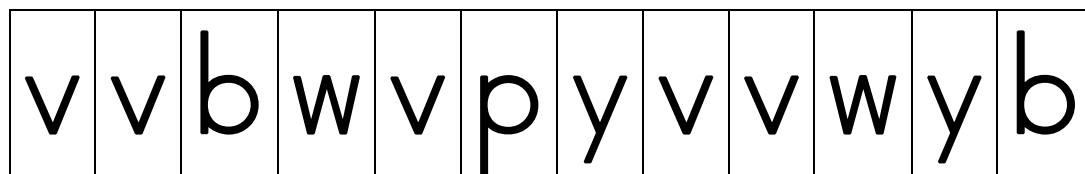
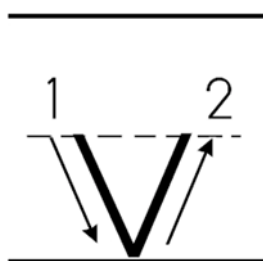


sister mother father brother

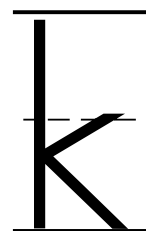
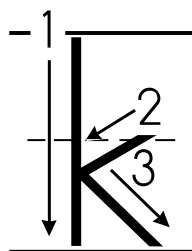
LESSON SEVEN

end	to		apple
lion	snake	hat	duck
fan	can		mug
up	goat	pot	west

LESSON EIGHT



LESSON NINE



k k v b y k w k k b v b

LESSON TEN

<u>b</u>	k	v	b
<u>v</u>	b	k	v
<u>k</u>	v	k	b

UNIT 8: DESCRIBING PEOPLE

LESSON ONE



oval



round



square



oblong

LESSON TWO



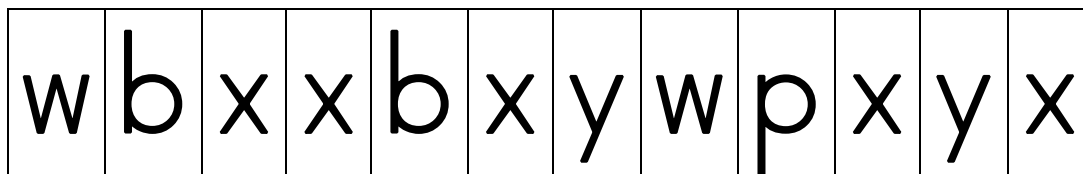
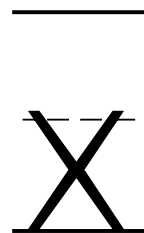
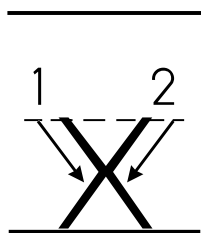
tall

short

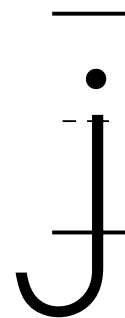
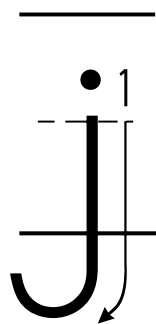
LESSON FOUR



LESSON SIX



LESSON SEVEN



x	j	j	v	p	j	x	j	j	y	b	j
---	---	---	---	---	---	---	---	---	---	---	---

LESSON EIGHT

_____	_____
_____	_____
_____	_____
_____	_____

q	k	q	j	x	q	w	j	q	x	q	q
---	---	---	---	---	---	---	---	---	---	---	---

LESSON NINE




z	q	z	z	q	j	z	x	z	z	j	q
---	---	---	---	---	---	---	---	---	---	---	---


x	q	j	z	x
j	x	q	j	z
q	j	z	q	x
z	z	q	x	j

UNIT 9: DESCRIBING ANIMALS

LESSON ONE



LESSON FOUR



LESSON FIVE

a f p o z u b q v
g n w r m c h d i
l s x j t e k y

eight	three	seven	five	one
two	nine	four	ten	six


LESSON SIX



cat



carrot



cow



car

C C C C C

LESSON SEVEN



donkey



dog



door

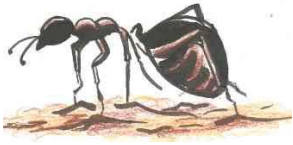


dancing


d d d d d

cd cd cd cd cd

LESSON EIGHT



ant



apple

abcdefghijklmnop
qrstuvwxyz

alphabet



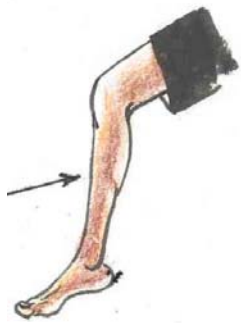
axe

a a a a a

cda cda cda

cda cda

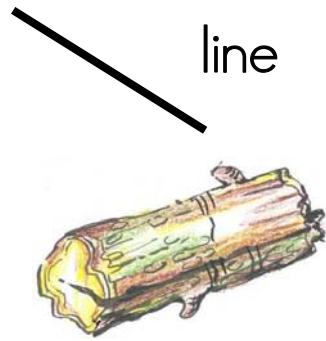
LESSON NINE



leg



light



log

I I I I I

cadl cadl cadl

cadl cadl

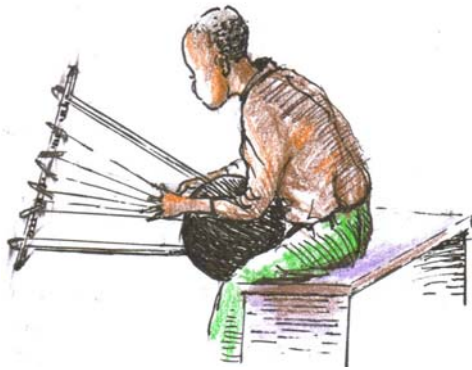
LESSON TEN



injera



ink



instrument



incense

ī

ī

ī

ī

ī

calid

calid

calid

calid

calid

UNIT 10: DESCRIBING OBJECTS

LESSON TWO



ball



ruler



pencil



window



orange



tomato



ring



scissors



pen

LESSON FIVE



hat



head



hand



house

h

h

h

h

h

LESSON SIX



ruler



rat



rope



rabbit

r

r

r

r

r

hr

hr

hr

hr

hr

LESSON SEVEN



nose



nest



nut



net

— — — — —
n n n n n

hrn

hrn

hrn

hrn

hrn

LESSON EIGHT



mat



mouth



map



milk

m m m m m

hrnm hrnm hrnm

hrnm hrnm

LESSON NINE

Mother Rat and Her Nest

Here is a big mother rat. She is sitting on a red mat. “Now,” says the rat, “I must make a nest.”

What is that? It’s a tall blue hat. I will make my round nest in that hat. Now the rat’s nest is in the hat. In the nest there now are nine baby rats.

LESSON TEN



This is a ruler. It is straight and brown.



This is a round ball. It is a circle. It is big and white.

UNIT 11: PEOPLE, ANIMALS, AND OBJECTS

LESSON ONE



student



students

My Teacher

My teacher is walking around the classroom. She is asking the students to stand up. The students are standing.

The teacher says, "Good morning, students." They say, "Good morning, teacher." She says, "Sit down." Now they are sitting.




LESSON TWO

People and Objects We Find At School

In our school there are students. There is a teacher. Can you find them?

There are many objects in our classroom. There are desks and chairs. There is a chalkboard, and there is a window. Can you find them? There are pens, pencils, and books in our classroom. Can you find them?

There are many people and many objects in many different places in our classroom.



LESSON FOUR




Put the book *in* the box.

Put one stick *on* the table.

Put a stick *in* the box.

Put two sticks *on* the book.

Put a stone *on* a chair.



Where is Feyissa?

Where is Feyissa? Is he *under* the tree? Is he *near* the house? Is he *under* the table? Is he *on* the donkey? Is he *in* the big box? Look, look there he is asleep *in* his bed!




tree



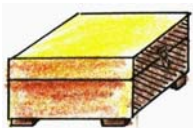
house



table



donkey



box



bed

LESSON FIVE


The Lost Ball

Solomon lost his football. He looked *near* the bed. He looked *behind* the door. He looked *under* the stool. His father came home and helped him look for his ball. His father found the ball *in* a big basket.

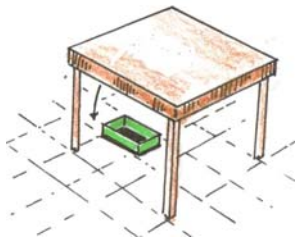
LESSON SIX



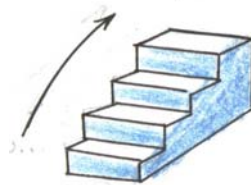
umbrella



udder

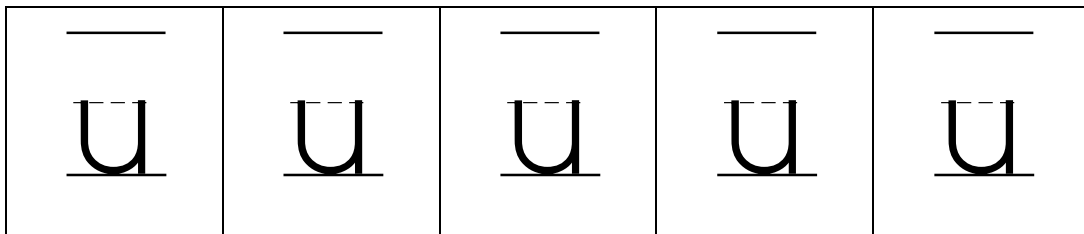


under



up

LESSON SEVEN



yellow sweater



yoyo



young



yarn

— — — — —
y y y y y

— — —
uy uy uy

— —
uy uy

LESSON EIGHT



jar



jug



jump



job

j

j

j

j

j

uyj

uyj

uyj

uyj

uyj

LESSON NINE



table



tiger



tall



toy

ī ī ī ī ī

uyjt uyjt uyjt




uyjt uyjt

LESSON ELEVEN

The Box in the Classroom


The students see a red box *on* a table *in* the classroom. They see a green box *under* a desk in the classroom. They see a blue box *near* the door in the classroom. They wonder why there is a box *on* the table, a box *under* a desk, a box *near* the door. They wonder what is *in* the three boxes *in* the classroom.

When the teacher comes to the classroom, she opens the box near the door. In the box there are books. She opens the box on the table. In the box are pencils. What do you think is in the box under the desk?

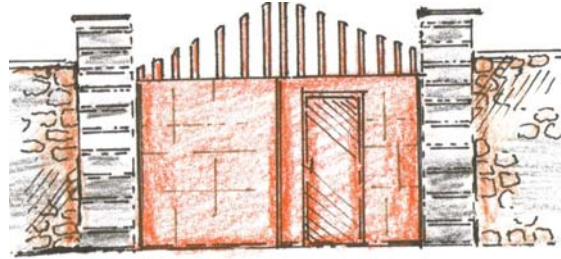


UNIT 12: COMMANDS

LESSON FIVE



goat



gate



grandmother




game

g g g g g

LESSON SIX



queen



quilt



question mark



quiet

q q q q q

qq qq qq


LESSON SEVEN



orange



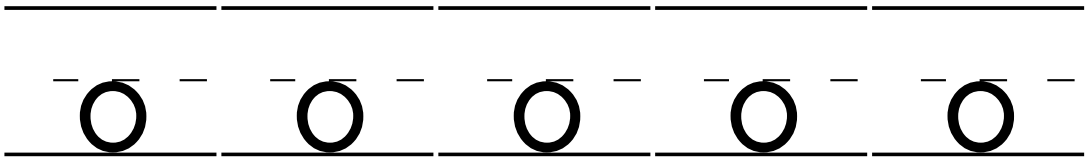
octopus



ox




obelisk



LESSON EIGHT




egg



elephant



elk



exit

e e e e e

gqoe gqoe gqoe

gqoe gqoe

LESSON NINE



UNIT 13: ABILITIES

LESSON FOUR



corn



wheat



beans



tomatoes

A Farmer and his Garden

There was a farmer who knew how to grow everything. He said to his wife, "I can grow corn." His corn grew and grew. He told his son, "I can grow beans." His beans grew and grew. He told his daughter, "I can grow wheat." His wheat grew and grew and grew. His friends said, "You can't grow tomatoes." The farmer said, "Yes, I can!
Yes, I can! Yes, I can."

LESSON FIVE



LESSON SEVEN



Necho the Donkey

We have a donkey. My brother named him Necho. He is a strange donkey. I can give him food. I can give him water. But I can not ride him. He can pull a gari. He can carry water on his back. But he can not carry me. Necho is not a good donkey.

LESSON EIGHT



ball



banana



bed



bread

b b b b b

LESSON NINE



pen



pig



pot



pencil


p p p p p

bp

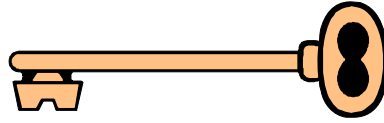
bp

bp

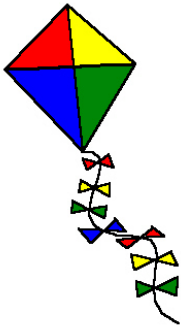
LESSON TEN



kangaroo



key



kite



kitten

K

K

K

K

K

b p k b p k b p k

LESSON ELEVEN



sun

6

six



smile

7

seven

— — — — —
S S S S S

b p k s b p k s b p k s
b p k s b p k s

LESSON TWELVE



fish

5

five



foot



football

f f f f f

bpksf bpksf

bpksf bpksf

bpksf

a	b	c	d	e	f	g	h	i	j
k	l	m	n	o	p	q	r	s	t
u	v	w	x	y	z				

UNIT 14: OUR LIKES AND DISLIKES

LESSON ONE



van



vegetable

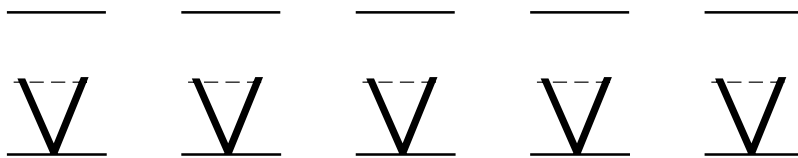


vine




vulture

LESSON TWO




LESSON THREE



window



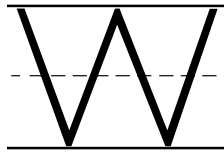
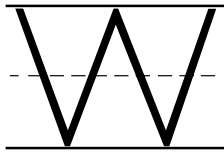
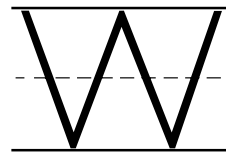
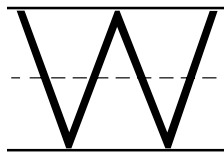
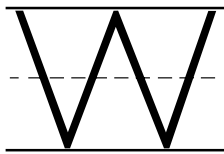
wing



water



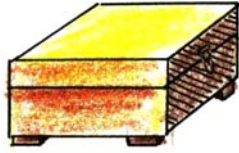
watermelon




LESSON FOUR



fox



box




ox

6

six



LESSON FIVE



zebra

0

zero



zipper



zoo



LESSON NINE

Capital Letter	A	B	C	D	E	F	G	H	I	J	K	L
Small Letter	a	b	c	d	e	f	g	h	i	j	k	l
Amharic Sound	a	be	ke	de	e	fe	ge	he	ei	dze	ke	le

UNIT FIFTEEN

LESSON ONE

Capital Letter	M	N	O	P	Q	R	S	T	U	V	W	X	Y	Z
Small Letter	m	n	o	p	q	r	s	t	u	v	w	x	y	z
Amharic Sound	me	ne	o	pe	kiw	re	se	te	a	ve	we	eks	ye	ze